



PIANO MARVEL METHOD • LEVEL 1

Plus online access to videos, ear training, sight reading and more!

pianomarvel

Level
1







by Aaron G. Garner







Piano Marvel LLC 2011

TABLE OF CONTENTS







4 Introduction to the Grand Staff and the Keyboard

5 Posture and Finger Numbers

PAGE	METHOD 1A	SCORE	DATE
6	Whole Notes & Whole Rests 		
7	Half Notes & Half Rests 		
8	Quarter Notes 		
9	C Song 		
10	Not the C Song		
11	Whole Notes (R&L) (Switching Hands)		
12	Half Notes (R&L)		
13	Quarter Notes (R&L)		
14	Quarter Notes (R&L) No. 2 		
15	C Song (R&L)		
16	C Song (Two Hands)		
17	Copycat (Listen & Repeat)		
18	Copycat 		
19	Eighth Notes		
20	C Song Eighth Notes		
21	1A Review		

PAGE	METHOD 1B	SCORE	DATE
22	D Song 		
23	CDC Song		
24	B Song 		
25	CBC Song		
26	CB Song 		
27	DBD Song		
28	DCD Song		
29	Hot Cross Buns 		
30	Merrily We Roll Along		
31	Jazz 		
32	Fandango 		
33	Middle Landian CDE		
34	Agent ABC		
35	1B Review		

PAGE	METHOD 1C	SCORE	DATE
36	Peter Peter		
38	Ice Man		
39	Sands of Time		
40	Ten Little Teddy Bears Rhythm		
41	Get Off the Tracks		
42	Who's That Lurking? 		
43	1C Review		

PAGE	METHOD 1D	SCORE	DATE
44	Quiet Moments (RH) 		
45	Never Never Land		
46	Walk Down to G 		
47	Texas		
48	Mother May I? <i>f</i>		
49	Daytime <i>p</i>		
50	Jolly Old Saint Nicholas 		
51	Yankee Doodle		
52	The Dotted Half Note 		
53	The Dotted Quarter Note 		
54	Lion Soup		
55	Solemn Reflections 		
56	1D Review		

PAGE	METHOD 1E	SCORE	DATE
58	Jupiter (Introduction to G)		
59	Saturn		
60	Uranus		
61	Neptune		
62	Earth		
63	Pirates		
64	Flowing (Introduction to F)		
65	Waters		
66	Trickle		
67	Endlessly		
68	Away		
69	Camptown Races		
70	Old MacDonald		
72	1E Review		

PAGE	TESTS	SCORE	DATE
73	Note Value Test		
74	Terms & Signs Test		
75	Grand Staff Test		
76	Note Test		

Introduction to the Grand Staff and the Keyboard

Treble Clef (G Clef) Space Notes (all notes in a space)

Treble Staff

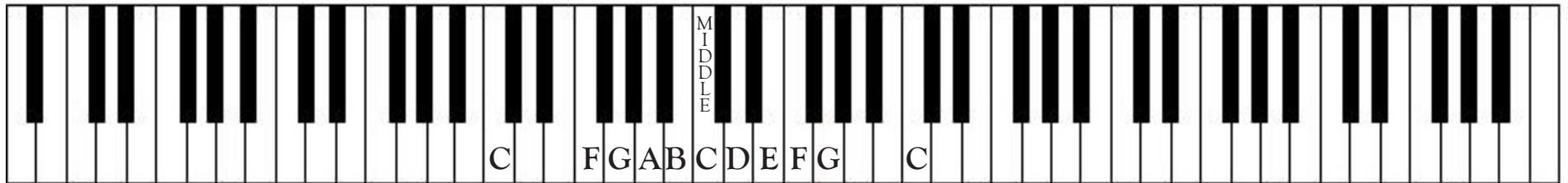
Bracket

Bass Staff

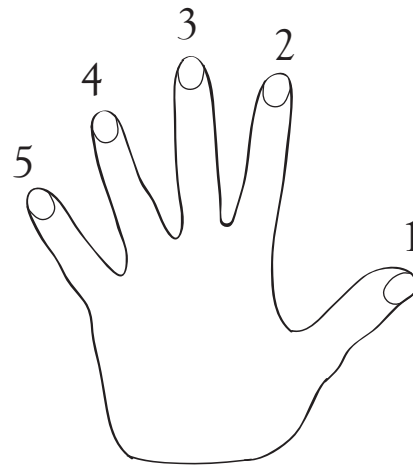
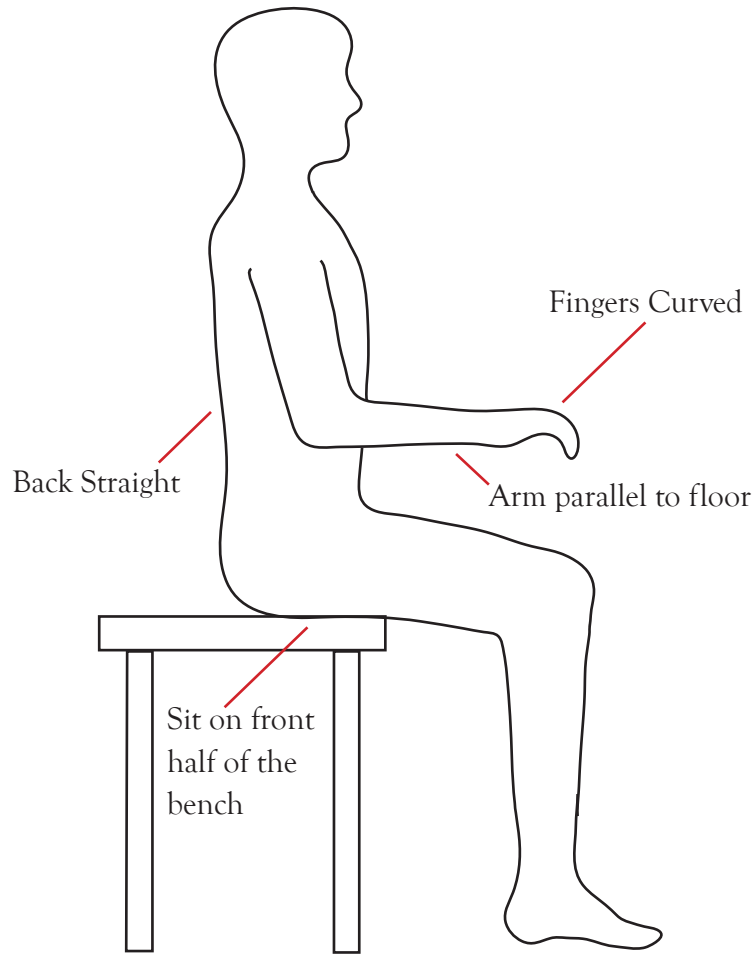
Bass Clef (F Clef) Line Notes (all notes on a line)

C F G A B C D E F G C

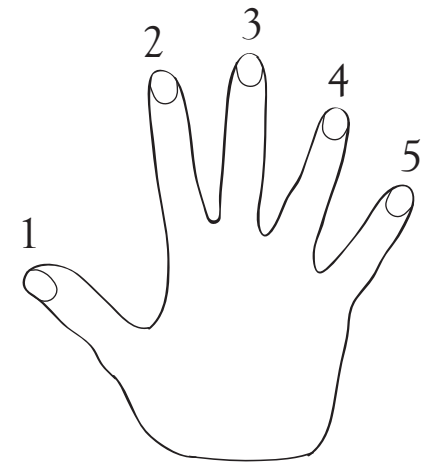
Detailed description: This diagram illustrates the Grand Staff, consisting of two staves joined by a brace on the left. The top staff is the Treble Staff, featuring a Treble Clef (G Clef). It contains six notes: C (first space), F (second space), G (third space), A (fourth space), B (fifth space), and C (first space of the next line). The bottom staff is the Bass Staff, featuring a Bass Clef (F Clef). It contains six notes: C (first line), F (second line), G (third line), A (fourth line), B (fifth line), and C (first line of the next space). A bracket on the left side groups both staves together. Labels with red lines point to the Treble Clef, Bass Clef, and the brace. The notes are labeled with letters C, F, G, A, B, C, D, E, F, G, C below the staff. Red vertical lines mark the positions of the notes on the staves.



Posture and Finger Numbers



Left Hand



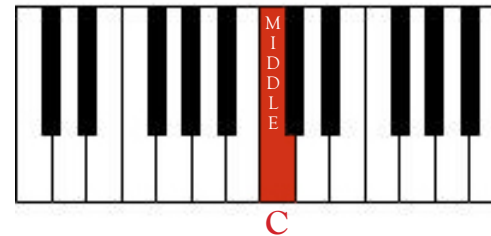
Right Hand

1A

○ Hold 4 counts
■ Rest 4 counts

Whole Notes & Whole Rests

Middle C



1 $\text{♩} = 100$

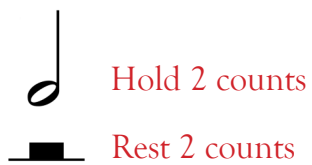
5

*Student plays 8va

1 5

1 5

Alternate Accompaniment



Half Notes & Half Rests

1 $\text{♩} = 100$

Hold 2 Rest 2 Hold 2 Rest 2 Hold 2 Rest 2 Hold 2 Rest 2

5

*Student plays 8va

Swing

1 5

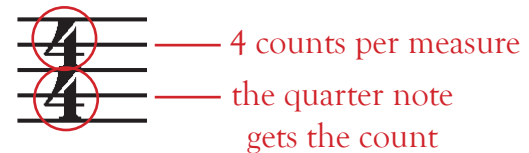
Hold 2 Rest 2 Hold 2 Rest 2 Hold 2 Rest 2 Hold 2 Rest 2 Hold, 2, 3, 4

5

Optional Version for Repeat

Quarter Notes

Introduction to 4/4 Time



= 1 count

4/4
Time

= 100

1

(Count) 1 2 3 4 1 2 3 4 1 2 3 4 Hold 2 3 4

5

*Student plays 8va

1 5

Optional Version for Repeat

C Song

1. Clap and count out loud
2. Write the counts (2nd line)

1 $\text{♩} = 120$

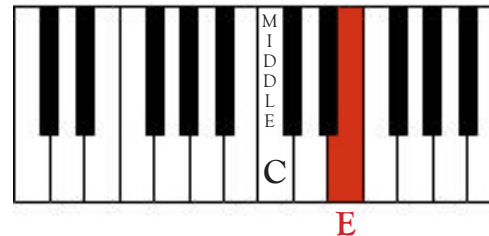
5

*Student plays 8va

1

5

Not the C Song



1 $\text{♩} = 100$

1 2 3 4 | 1 2 3 4 | Hold 2 Hold 2 | Hold 2 3 4

The first system of music is in 4/4 time. The treble clef staff contains a sequence of quarter notes: C4, D4, E4, F4, G4, A4, B4, C5. The bass clef staff contains whole rests. The first two measures are numbered 1-4 and 1-4. The third measure has a 'Hold' over the G4 note and a '2' below it. The fourth measure has a 'Hold' over the A4 note and a '2' below it. The fifth measure has a 'Hold' over the B4 note and a '2' below it. The sixth measure has a 'Hold' over the C5 note and a '2' below it. The seventh measure has a 'Hold' over the C5 note and a '3' below it. The eighth measure has a 'Hold' over the C5 note and a '4' below it.

5

The second system of music continues the melody from the first system. It consists of four measures of quarter notes: D4, E4, F4, G4, A4, B4, C5, D5. The bass clef staff contains whole rests.

*Student plays 8va

1 5

1. 2.

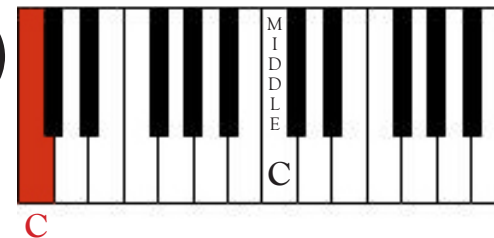
5

Optional Version for Repeat

The optional repeat section consists of two systems of music. The first system is in 4/4 time and features a complex texture with multiple voices. The bass clef staff contains a sequence of chords and single notes, including a trill on G4. The second system continues the texture with more complex chordal patterns. The section ends with a double bar line and a fermata over the final note.

Whole Notes (R&L)

Switching Hands



Treble Clef

Bass Clef

1 = 100

Right Hand

Left Hand

1 2 3 4 Rest 2 3 4 Left 2 3 4 Rest 2 3 4

5

Detailed description: This section contains two musical staves. The first staff is a grand staff with a treble clef on the top line and a bass clef on the bottom line. It is in 4/4 time. The right hand (RH) part starts with a whole note on G4 in the first measure, followed by rests in the second, third, and fourth measures. The left hand (LH) part starts with a whole note on C3 in the first measure, followed by rests in the second, third, and fourth measures. The second staff is also a grand staff, but the right hand part has a whole note on G4 in the first measure, followed by rests in the second, third, and fourth measures, and a whole note on G4 in the fifth measure. The left hand part has rests in the first, second, and third measures, and a whole note on C3 in the fourth measure.

*Student plays 15ma

1 5

Hold 2 3 4 Rest 2 3 4 Hold 2 3 4 Rest 2 3 4 Hold 2 3 4

1 5

Alternate Accompaniment

Detailed description: This section contains two musical staves. The first staff is a single bass clef staff in 4/4 time. It features a sequence of chords and notes: a whole note chord (C3, E3, G3) in measure 1, a quarter note C3 in measure 2, a whole note chord (C3, E3, G3) in measure 3, a quarter note C3 in measure 4, a whole note chord (C3, E3, G3) in measure 5, a quarter note C3 in measure 6, a whole note chord (C3, E3, G3) in measure 7, a quarter note C3 in measure 8, a whole note chord (C3, E3, G3) in measure 9, a quarter note C3 in measure 10, a whole note chord (C3, E3, G3) in measure 11, a quarter note C3 in measure 12, a whole note chord (C3, E3, G3) in measure 13, a quarter note C3 in measure 14, and a whole note chord (C3, E3, G3) in measure 15. The second staff is a single bass clef staff in 4/4 time, labeled 'Alternate Accompaniment'. It features a sequence of eighth notes and chords: a quarter note C3 in measure 1, an eighth note C3 in measure 2, an eighth note D3 in measure 2, a quarter note chord (C3, E3, G3) in measure 3, a quarter note chord (C3, E3, G3) in measure 4, a quarter note chord (C3, E3, G3) in measure 5, a quarter note chord (C3, E3, G3) in measure 6, a quarter note chord (C3, E3, G3) in measure 7, a quarter note chord (C3, E3, G3) in measure 8, a quarter note chord (C3, E3, G3) in measure 9, a quarter note chord (C3, E3, G3) in measure 10, a quarter note chord (C3, E3, G3) in measure 11, a quarter note chord (C3, E3, G3) in measure 12, a quarter note chord (C3, E3, G3) in measure 13, a quarter note chord (C3, E3, G3) in measure 14, and a whole note chord (C3, E3, G3) in measure 15.

Half Notes (R&L)

1 $\text{♩} = 100$

Right 2 Rest 2 Left 2 Rest 2 Right 2 Rest 2 Left 2 Rest 2

5

*Student plays 15ma

1 5

Hold 2 Rest 2 Hold 2 Rest 2 Hold 2 Rest 2 Hold 2 Rest 2 Hold, 2,3,4

Swing

5

Optional Version for Repeat

Quarter Notes (R&L)

1 $\text{♩} = 100$

Left 2 3 4 Right 2 3 4 Left 2 3 4 Right

5

*Student plays 15ma

1

5

 Rest 1 count

Quarter Notes (R&L) No. 2

Quarter Rests

♩ = 100

1




L R L R L R L L L R L R Left

5




*Student plays 15ma

1



5



C Song (R&L)

1 $\text{♩} = 120$

Musical notation for the first system, measures 1-4. Treble clef, 4/4 time. Tempo: $\text{♩} = 120$. Measure 1: Treble clef has a whole rest; Bass clef has a quarter note. Measure 2: Treble clef has a quarter note; Bass clef has a quarter note. Measure 3: Treble clef has a quarter note; Bass clef has a quarter note. Measure 4: Treble clef has a whole note; Bass clef has a whole rest.

5

Musical notation for the second system, measures 5-8. Treble clef, 4/4 time. Measure 5: Treble clef has a quarter note; Bass clef has a quarter note. Measure 6: Treble clef has a quarter note; Bass clef has a quarter note. Measure 7: Treble clef has a quarter note; Bass clef has a quarter note. Measure 8: Treble clef has a whole note; Bass clef has a whole rest.

*Student plays 15ma

1

Musical notation for the first system of the 15ma exercise, measures 1-15. Treble clef, 4/4 time. Measure 1: Treble clef has a quarter note; Bass clef has a quarter note. Measure 2: Treble clef has a quarter note; Bass clef has a quarter note. Measure 3: Treble clef has a quarter note; Bass clef has a quarter note. Measure 4: Treble clef has a quarter note; Bass clef has a quarter note. Measure 5: Treble clef has a quarter note; Bass clef has a quarter note. Measure 6: Treble clef has a quarter note; Bass clef has a quarter note. Measure 7: Treble clef has a quarter note; Bass clef has a quarter note. Measure 8: Treble clef has a quarter note; Bass clef has a quarter note. Measure 9: Treble clef has a quarter note; Bass clef has a quarter note. Measure 10: Treble clef has a quarter note; Bass clef has a quarter note. Measure 11: Treble clef has a quarter note; Bass clef has a quarter note. Measure 12: Treble clef has a quarter note; Bass clef has a quarter note. Measure 13: Treble clef has a quarter note; Bass clef has a quarter note. Measure 14: Treble clef has a quarter note; Bass clef has a quarter note. Measure 15: Treble clef has a quarter note; Bass clef has a quarter note.

5

Musical notation for the second system of the 15ma exercise, measures 16-30. Treble clef, 4/4 time. Measure 16: Treble clef has a quarter note; Bass clef has a quarter note. Measure 17: Treble clef has a quarter note; Bass clef has a quarter note. Measure 18: Treble clef has a quarter note; Bass clef has a quarter note. Measure 19: Treble clef has a quarter note; Bass clef has a quarter note. Measure 20: Treble clef has a quarter note; Bass clef has a quarter note. Measure 21: Treble clef has a quarter note; Bass clef has a quarter note. Measure 22: Treble clef has a quarter note; Bass clef has a quarter note. Measure 23: Treble clef has a quarter note; Bass clef has a quarter note. Measure 24: Treble clef has a quarter note; Bass clef has a quarter note. Measure 25: Treble clef has a quarter note; Bass clef has a quarter note. Measure 26: Treble clef has a quarter note; Bass clef has a quarter note. Measure 27: Treble clef has a quarter note; Bass clef has a quarter note. Measure 28: Treble clef has a quarter note; Bass clef has a quarter note. Measure 29: Treble clef has a quarter note; Bass clef has a quarter note. Measure 30: Treble clef has a quarter note; Bass clef has a quarter note.

C Song (Two Hands)

1 $\text{♩} = 100$

Left 2 3 4

5

*Student plays 15ma

1

5

1 & = 1
2 Eighth Notes = 1 count

Copycat

Introduction to Eighth Notes

- Student copies the teacher
1. Clap
 2. Clap and count
 3. Play and count

♩ = 70

*Student plays 8va

Eighth Notes

Count Out Loud

1. Clap and count
2. Play and count

$\text{♩} = 70$

(Count) 1 2 & 3 4 & | 1 2 & 3 4 | 1 & 2 & 3 & 4 & | 1 2 & 3 4

*Student plays 8va

C Song Eighth Notes

♩ = 70

1

1 2 3 4 Hold 2 Hold 2 1 2 3 & 4 Hold 2 3 4

5











*Student plays 8va

1

5

1A Review

1. Match the symbol with the correct definition.

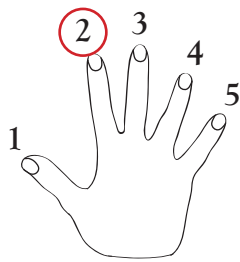
- | | | |
|-----|---|--------------------------------|
| 1. |  | _____ Half Note (2 beats) |
| 2. |  | _____ 4/4 Time |
| 3. |  | _____ Bass Clef (Left Hand) |
| 4. |  | _____ Quarter Rest |
| 5. |  | _____ Double Eighth Notes |
| 6. |  | _____ Half Rest |
| 7. |  | _____ Whole Note (4 Beats) |
| 8. |  | _____ Quarter Note (1 Beat) |
| 9. |  | _____ Whole Rest |
| 10. |  | _____ Treble Clef (Right Hand) |

2. Visit pianomodel.com and take the Standard Assessment of Sight Reading, then record your score.

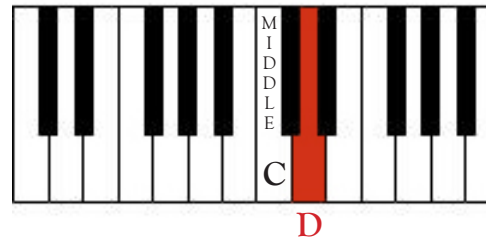
SASR Score

3. Choose and learn a piece from the online Piano Marvel library.

1B



D Song Introduction to D



1 $\text{♩} = 105$

2

D D D D D D D D D D C

5

D D D D D D D D D D C

*Student plays 8va

1

D D D D D D D D D D C

5

D D D D D D D D D D C

CDC Song

1. Clap and count out loud
2. Write note names (2nd line)

1 $\text{♩} = 105$

1 2 1

C D C C D C C D C C D C

5

1

C D C C D C C D C C D C

*Student plays 8va

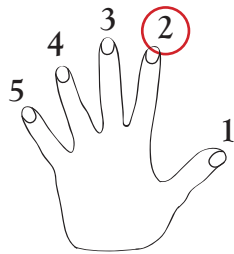
Swing

1

C D C C D C C D C C D C C D C

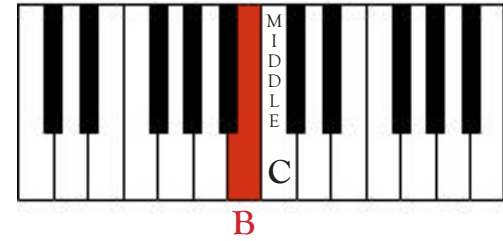
5

C D C C D C C D C C D C C D C



B Song

Introduction to B



1 $\text{♩} = 105$
Left Hand

B B C C C C B

5

*Student plays 8va

1

5

CBC Song

1. Clap and count out loud
2. Write note names (2nd line)

1 $\text{♩} = 100$

C B C C B C C B C B C B C

1 2 1

5

1
*Student plays 8va
Swing

1

5

DBD Song

♩=130

1 Right Hand 2 2

D B D Right Left Right

Left Hand 2

5 2 2

*Student plays 8va

1 5 1. 2.

1 5 1. 2.

Alternate Accompaniment

DCD Song

1 $\text{♩} = 110$
2

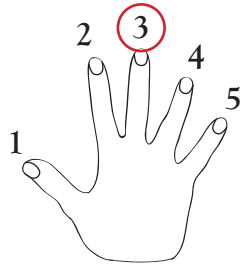
D C D D C D D C D C D C D

5 2

*Student plays 8va

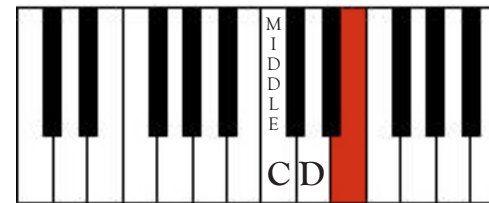
1 5

Optional Version for Repeat



Hot Cross Buns

Introduction to E



E
Traditional

1 $\text{♩} = 130$ **3** **2** **1**

Right Hand

E **D** **C** Hot cross buns.

5 **1**

One a pen - ny, Two a pen - ny, Hot cross buns.

*Student plays 8va

1 **Swing**

5

Merrily We Roll Along

♩ = 120

1

3 2 1

Traditional

Mer - ri - ly we roll a - long, roll a - long, roll a - long.

5

3

Mer - ri - ly we roll a - long o'er the deep blue sea.

*Student plays 8va

straight

1 5

1 2

swing

1 5

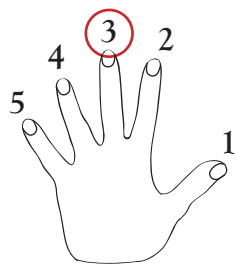
1 2

Alternate Accompaniment

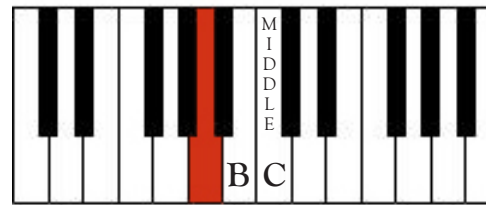
3

Jazz

Introduction to A



Left Hand



A

Aaron Garner

♩=130

1

Musical notation for the first system (measures 1-4). The left hand plays a sequence of chords: C, C, C, C; C, C, B; C, C, C, C; C, C, A. The right hand has rests. A circled '3' is placed below the final measure.

1

3

5

Musical notation for the second system (measures 5-8). The left hand continues the chord sequence: C, C, C, C; C, C, B; C, C, C, C; C, C, A. The right hand has rests.

1

*Student plays 8va

Swing

1

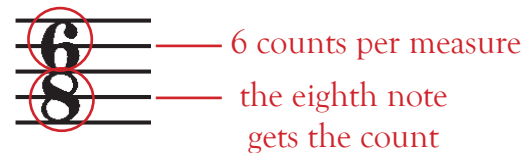
Musical notation for the third system (measures 1-4). The left hand plays a sequence of chords: C, C, C, C; C, B; C, C, C, C; C, C, A. The right hand plays a melody line with accents. A circled '3' is placed below the final measure.

5

Musical notation for the fourth system (measures 5-8). The left hand continues the chord sequence: C, C, C, C; C, B; C, C, C, C; C, C, A. The right hand continues the melody line.

Fandango

Introduction to 6/8 Time



6/8
Time

$\text{♩} = 120$

Aaron Garner

1

1 2 3 4 5 6 1 2 3 4 5 6 1 2 3 4 5 6 B

1 2 3 2

5

1 2 3

*Student plays 8va

1

5

Middle Landian CDE

Write note names (2nd line)

1 $\text{♩} = 120$ Aaron Garner

5

*Student plays 8va

1 5

5

Optional Version on Repeat

Agent ABC

Write note names (2nd line)

Aaron Garner

1 $\text{♩} = 130$

5

*Student plays 8va

1 5

Optional Version for Repeat

1B Review

1. Fill in the blanks.



=

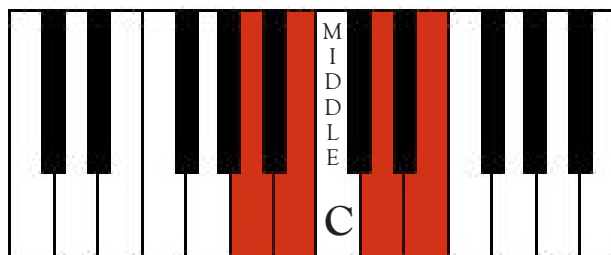
_____ Sign



_____ counts per measure

the _____ note gets the count

2. Write the names of the red notes on the lines provided.



3. Write the names of the red notes on the lines provided.

4. Visit pianomarvel.com and take the Standard Assessment of Sight Reading, then record your score.

SASR Score

5. Choose and learn a piece from the online Piano Marvel library.

Peter Peter

This is to be learned by rote and not note reading. You can find a video on [youtube.com](https://www.youtube.com) by doing a search for "piano marvel peter peter".

$\text{♩} = 200$ **Part 1** (Introduction) Traditional

Part 2

1

5

1


5

Part 3



Teacher Accompaniment

(Introduction)



Ice Man

Aaron Garner

♩ = 120

1 2 3 5

C D E C B A

9 13

1 5 9 13

Sands of Time

1. Play and count out loud
2. Write note names (2nd line)

Aaron Garner

1 $\text{♩} = 100$ Left hand holds while right hand plays

5

1 5

5

Ten Little Teddy Bears Rhythm

Clap and count out loud

1 $\text{♩} = 100$ Aaron Garner

(Count) 1 2 & 3 4 & 1 2 & 3 4 1 2 & 3 4 & 1 2 & 3 4

5

1 & 2 & 3 4 & 1 2 & 3 4 1 2 & 3 4 1

*Student plays 8va

1

5

1 & 2 & 3 4 & 1 2 & 3 4 1 2 & 3 4 1

Get Off the Tracks

1 $\text{♩} = 120$ Aaron Garner

E D C B

1 2

5

1 3

*Student plays 8va
Swing, detached

1 5

1. 2.

5

Optional Version on Repeat

1C Review

1. Write the name of the articulation.





2. Draw a line from the term to its definition.

Staccato

Smooth and connected

Legato

Short and detached

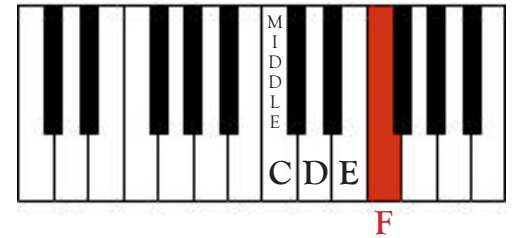
3. Visit pianomarvel.com and take the Standard Assessment of Sight Reading, then record your score.

SASR Score

4. Choose and learn a piece from the online Piano Marvel library.

Quiet Moments (RH)

Introduction to F



Adagio = Slowly

Adagio ♩=70

Aaron Garner

1

5

*Student plays 8va

1

5

Never Never Land

1. Play and count out loud
2. Write note names

Allegro = Fast

Allegro ♩=130

Aaron Garner

1

2

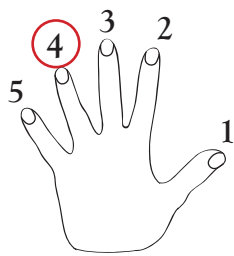
5

4

*Student plays 8va

1

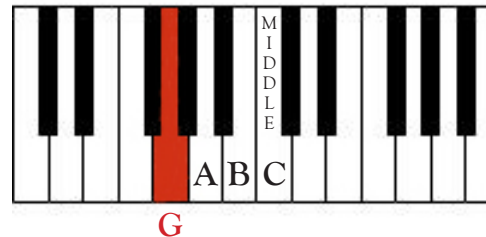
5



Left Hand

Walk Down to G

Introduction to G



Aaron Garner

1 $\text{♩} = 80$

4/4

C B A G C B A G C B A G G G C

1 2 3 4 1 2 3 4 1 2 3 4 4 4 1

5

4/4

1
*Student plays 8va

1 5

1. 2.

Texas

1. Play and count out loud
2. Write note names (2nd line)

Aaron Garner

1 $\text{♩} = 80$

C G A B C G A B C G A G C

1 4 3 2 1 4 3 4

5

*Student plays 8va
Swing

1 5

1. 2.

8vb

Optional Version on Repeat

Mother May I?

Introduction to *f* (forte)

1 ♩=120 **Forte = Loud** Aaron Garner

f Moth - er may I? Moth - er may I? Moth - er may I please?

5

May I Moth - er? May I Moth - er? May I cut the cheese?

*Student plays 8va

Try replacing the left hand bass line with this optional pattern.

Swing

Daytime

Introduction to *p* (piano)

1. Play and count out loud
2. Play and name the notes

♩ = 120 Piano = Soft

1

5

Aaron Garner

¹
*Student plays 8va
Swing

C C C C C C B E E E E F F D D D C
E E E C

Jolly Old Saint Nicholas

Introduction to 1st & 2nd Endings

1. Point to each measure in order as they should be played
2. How many measures are in this song when you take the repeat?

1 $\text{♩} = 120$ Traditional

3

Jol - ly Old St. Ni - cho - las lean your ear this way,
Christ - mas Eve is com - ing soon, now you dear old man,

5

1 Repeat from beginning

1. Play only 1st time

2. Play only 2nd time

Don't you tell a sing - le soul what I'm going to say.
Whis - per what you'll bring to me, tell me if you can.

*Student plays 8va

1

5

1. 2.

Yankee Doodle

George M. Cohan

♩=120

1

Yan - kee Doo - dle went to town rid - ing on a po - ny,

5

1

stuck a fea - ther in his hat and called it mac - a ro - ni!

*Student plays 8va

1

5

1 2

The Dotted Half Note

Introduction to the Dotted Half Note

$\text{♩.} = 3 \text{ beats}$

Clap and count out loud

Aaron Garner

1 $\text{♩} = 105$

(Count) 1 2 3 4 1 2 3 4 1 2 3 4 1 2 3 4

5

*Student plays 8va

1

5



The Dotted Quarter Note

Introduction to the Dotted Quarter & Eighth Note

1 $\text{♩} = 105$ Aaron Garner

(Count) 1 2 & 3 4 1 2 & 3 4 1 2 & 3 4 1 2 3 4

5

1 & 3 4 1 & 3 4 1 2 3 4 hold.

*Student plays 8va

1

5

Lion Soup

Clap and count out loud

1 Allegro ♩=120

5 Aaron Garner

f Long a-go I climbed a moun-tain six-teen mi-les high. Oh, there I met a

sca-ry li-on, caught him by sur-prise, I caught him quite by sur-prise.

*Student plays 8va



Tied Notes

Solemn Reflections

Introduction to Tied Notes

Clap and count out loud

Aaron Garner

1 Adagio ♩=70

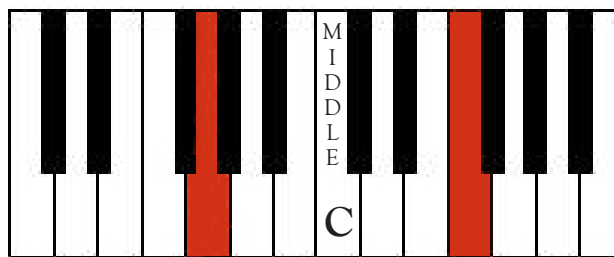
1
*Student plays 8va

1D Review


1. Point to each measure in order. How many measures are there? _____







2. Write the names of the red notes on the lines provided.



3. Write the names of the red notes on the lines provided.



4. Match the symbol or term with the correct definition.

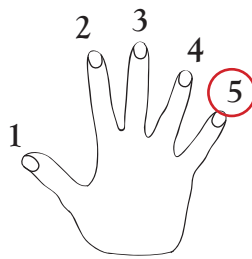
- | | | |
|----|---|---|
| 1. |  | _____ Tied Notes |
| 2. | <i>p</i> | _____ Slow |
| 3. |  | _____ Piano (soft) |
| 4. | Adagio | _____ Dotted Quarter Note (1 1/2 beats) |
| 5. | <i>f</i> | _____ Fast |
| 6. | Allegro | _____ Eighth Note (1/2 beat) |
| 7. |  | _____ Forte (loud) |
| 8. |  | _____ Dotted Half Note (3 beats) |

5. Visit pianomarvel.com and take the Standard Assessment of Sight Reading, then record your score.

--

SASR Score

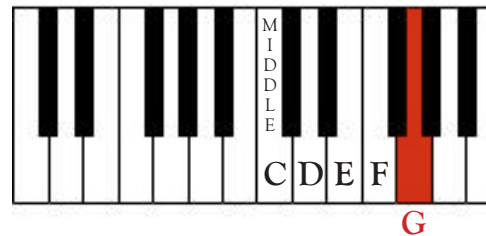
6. Choose and learn a piece from the online Piano Marvel library.



Right Hand

Jupiter

Introduction to G



Aaron Garner

1 $\text{♩} = 105$

5

*Student plays 15ma

1

C C C C D D D D E E E E F F F F

5

G G G G F F F F E E D D C

Saturn

- For both pages...
1. Write the note names
 2. Play and sing the note names

Aaron Garner

1 $\text{♩} = 105$

5

*Student plays 15ma

1 5

C C D D E E F F G G F F E E D D C

Uranus

- For both pages...
1. Write the note names
 2. Play and sing the note names

Aaron Garner

1 $\text{♩} = 105$
1

4 3

*Student plays 15ma

1 4

C C C C E E E E G G G G E E E E F F F F D D D D C

Neptune

Aaron Garner

1 $\text{♩} = 105$
1

4 1

*Student plays 15ma

1 4

C C E E G G E E F F D D C

Earth

1. Write the note names
2. Play and sing the note names

Aaron Garner

1 $\text{♩} = 105$

1 4 2 3

5 1

*Student plays 15ma

1

C C F F D D E E C C F F D D C

5

C C F F D D E E C C F F D D C

Pirates

1 $\text{♩} = 120$ Aaron Garner

5

3 3

3 3

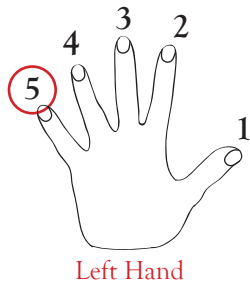
3

*Student plays 8va

1

5

1. 2.



Flowing

Introduction to F



Aaron Garner

♩ = 100

1

4/4

C A F G

1 3 5 4

5

1 3 5 4 1

*Student plays 15ma

1 5

C 2 3 4 A 2 3 4 F 2 3 4 G 2 3 4 C 2 3 4

5

Optional Version for Repeat

Waters

- For both pages...
1. Write the note names
 2. Play and sing the note names

Aaron Garner

1 $\text{♩} = 100$

5

1
*Student plays 8va

1 5

C C A A F F G G C

5

Optional Version for Repeat

Trickle

For both pages...
 1. Write the note names
 2. Play and sing the note names

Aaron Garner

1 $\text{♩} = 100$

5

*Student plays 15ma

1 5

C C C C A A A A F F F F G G G G C

5

Optional Version for Repeat

Endlessly

Aaron Garner

1 $\text{♩} = 100$

5

1
*Student plays 15ma

1 5

C C A A F F G G C

5

Optional Version for Repeat

Away

- 1. Write the note names
- 2. Play and sing the note names

Aaron Garner

1 $\text{♩} = 100$

5

1
*Student plays 15ma

1 5

5

Optional Version for Repeat

Camptown Races

♩=100

1 2 3 5 2 Traditional

Camp town la-dies sing this song, Doo-da, Doo-da. Camp town la-dies sing this song, Oh doo-da day.

9 2 5 3 5 13 2

Goin' to run all night. Goin' to run all day. Camp-town lad-ies sing this song. Oh doo-da day.

*Student plays 8va

1 5

9 13

Old MacDonald

Teacher Accompaniment

♩=110

*Student plays 8va

Straight

1 5

Old Mac - Don - ald had a farm, E - I - E - I - O
On that farm he had a pig, E - I - E - I - O

9

Oink oink here, oink oink there, here an oink, there an oink ev - 'ry-where an oink oink

13

Old Mac - Don - ald had a farm, E - I - E - I - O

Swing

1 5 13

Old Mac - Don - ald had a farm, E - I - E - I - O
On that farm he had a pig, E - I - E - I - O

To Coda

9

Oink oink here, oink oink there, here an oink, there an oink ev - 'ry-where an oink oink

D.C. al Coda

Old MacDonald

Student

Traditional

1 $\text{♩} = 110$

Old Mac - Don - ald had a farm, E - I - E - I - O

This system contains the first four measures of the piece. The first two measures are for the vocal line, and the last two are for the piano accompaniment. The piano part features a simple bass line of quarter notes in the left hand and rests in the right hand.

5

On that farm he had a pig, E - I - E - I - O

This system contains the next four measures. The piano accompaniment continues with the same simple bass line.

9

Oink oink here, oink oink there, here an oink, there an oink ev-'ry where an oink oink

This system contains the next four measures, which are entirely for the piano accompaniment. The bass line continues with quarter notes, and the right hand has a simple melody of quarter notes.

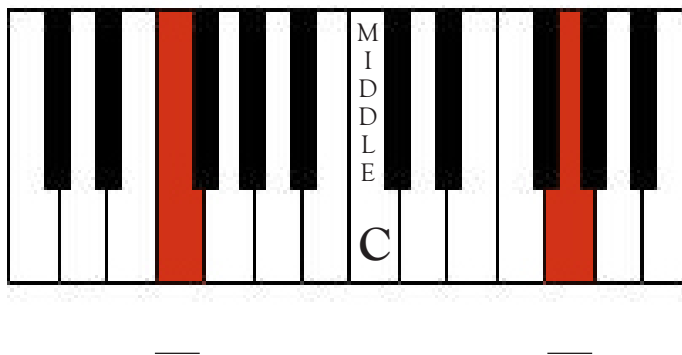
13

Old Mac - Don - ald had a farm, E - I - E - I - O.

This system contains the final four measures of the piece. The piano accompaniment concludes with a final chord in the right hand.

1E Review

1. Write the names of the red notes on the lines provided.











2. Write the names of the red notes on the lines provided.

A musical score for piano with two staves. The treble clef staff has a red note on the second line. The bass clef staff has a red note on the first space. The word "C" is written between the staves. Two horizontal lines are provided for labeling the red notes.

Note Value Test

3. Match the symbol with the correct definition.

- | | | |
|----|---|--------------------------|
| 1. |  | _____ Double Eighth Note |
| 2. |  | _____ Quarter Rest |
| 3. |  | _____ Single Eighth Note |
| 4. |  | _____ Half Rest |
| 5. |  | _____ Half Note |
| 6. |  | _____ Whole Rest |
| 7. |  | _____ Quarter Note |
| 8. |  | _____ Whole Note |








4. Visit pianomarvel.com and take the Standard Assessment of Sight Reading, then record your score.

SASR Score

5. Choose and learn a piece from the online Piano Marvel library.

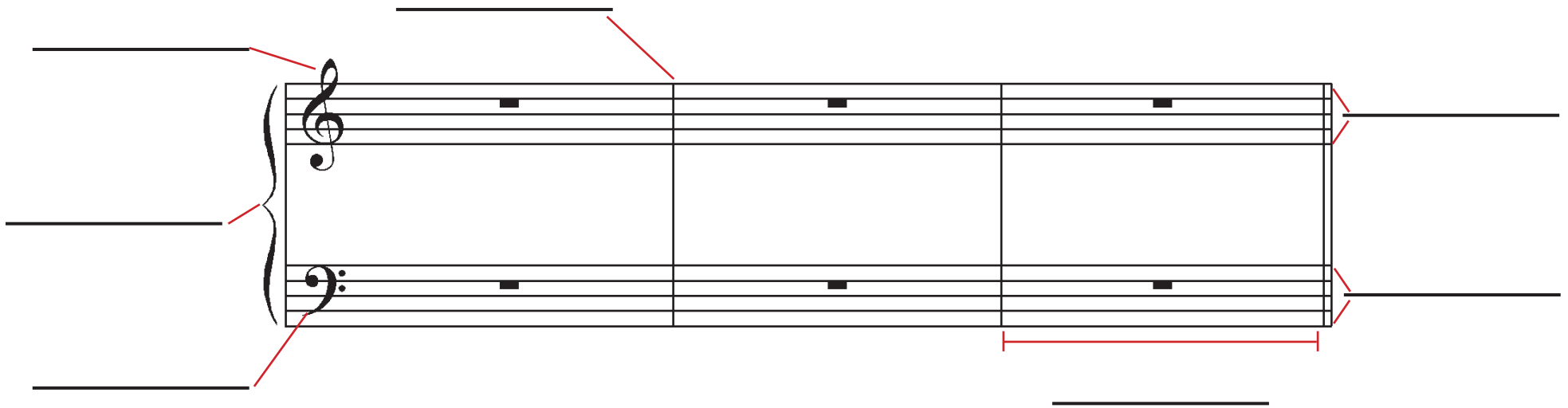
Terms & Signs Test

Match the symbol or term with the correct definition.

1. **Adagio** _____ Soft
2.  _____ Fast
3.  _____ Loud
4.  _____ Tied Notes
5. **Allegro** _____ Slow
6.  _____ Staccato
7. ***p*** _____ Treble Clef
8. ***f*** _____ Slur
9.  _____ Bass Clef
10.  _____ Repeat Sign
11.  _____ 1st & 2nd Ending

Grand Staff Test

Write the term on the correct line.



- Grand Staff
- Treble Clef
- Bass Clef
- Bar Line
- Measure
- Treble Staff
- Bass Staff

Note Test

Name the note.

The first system of musical notation is in 4/4 time. It consists of two staves: a treble clef staff and a bass clef staff. The treble staff contains a sequence of four quarter notes: C4, D4, E4, and F4. The bass staff contains a sequence of four quarter notes: G3, F3, E3, and D3. There are four measures in total. The first measure contains the first two notes of each staff. The second measure contains the last two notes of each staff. The third measure contains the first two notes of each staff. The fourth measure contains the last two notes of each staff.

5

The second system of musical notation is in 4/4 time. It consists of two staves: a treble clef staff and a bass clef staff. The treble staff contains a sequence of four quarter notes: G4, A4, B4, and C5. The bass staff contains a sequence of four quarter notes: D3, C3, B2, and A2. There are four measures in total. The first measure contains the first two notes of each staff. The second measure contains the last two notes of each staff. The third measure contains the first two notes of each staff. The fourth measure contains the last two notes of each staff.

9

The third system of musical notation is in 4/4 time. It consists of two staves: a treble clef staff and a bass clef staff. The treble staff contains a sequence of four quarter notes: D4, E4, F4, and G4. The bass staff contains a sequence of four quarter notes: A2, G2, F2, and E2. There are four measures in total. The first measure contains the first two notes of each staff. The second measure contains the last two notes of each staff. The third measure contains the first two notes of each staff. The fourth measure contains the last two notes of each staff.

Certificate of Achievement

This certificate is presented to

For achievement in completing
Piano Marvel Method
Level 1

Date

Signature